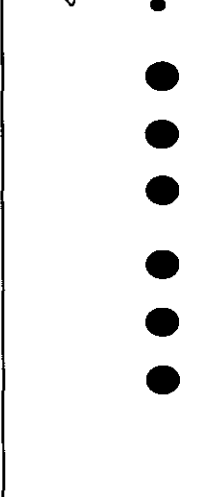

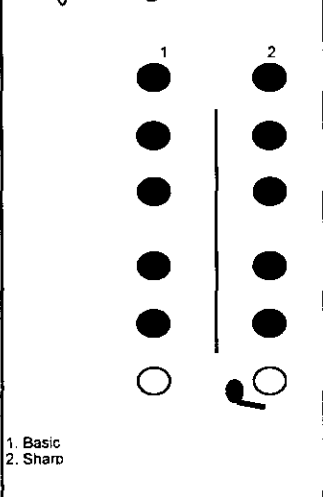
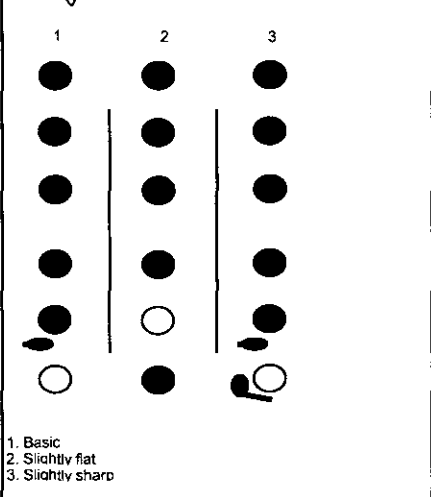
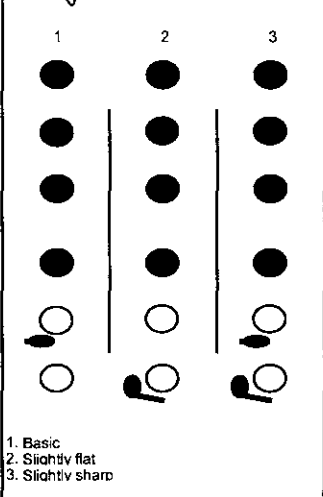
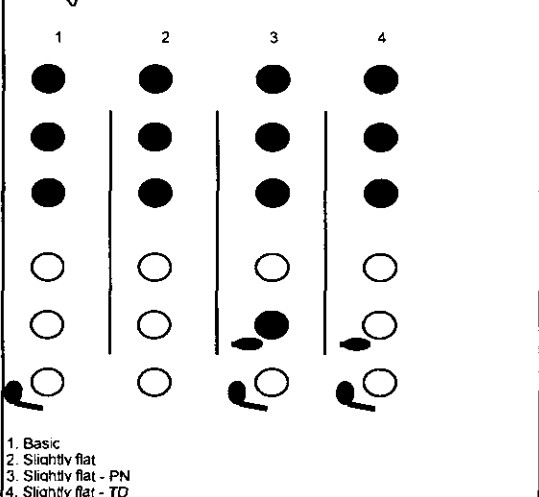

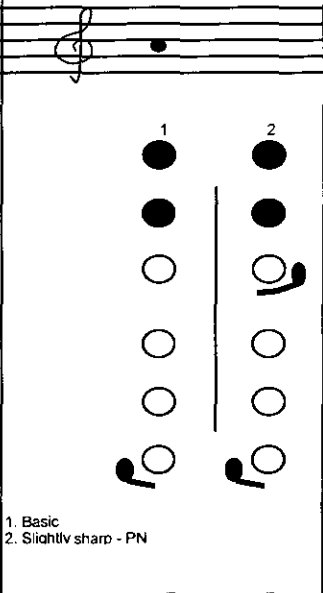
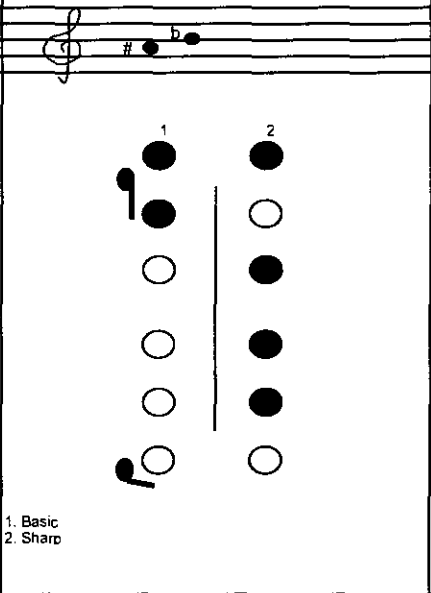
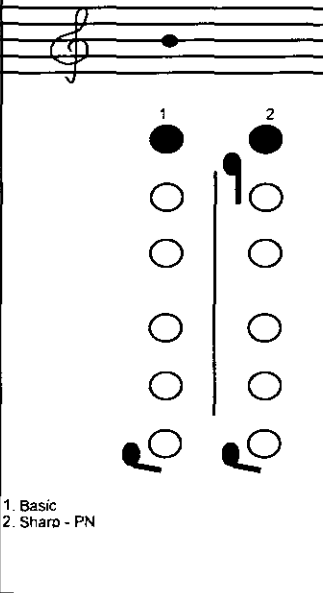
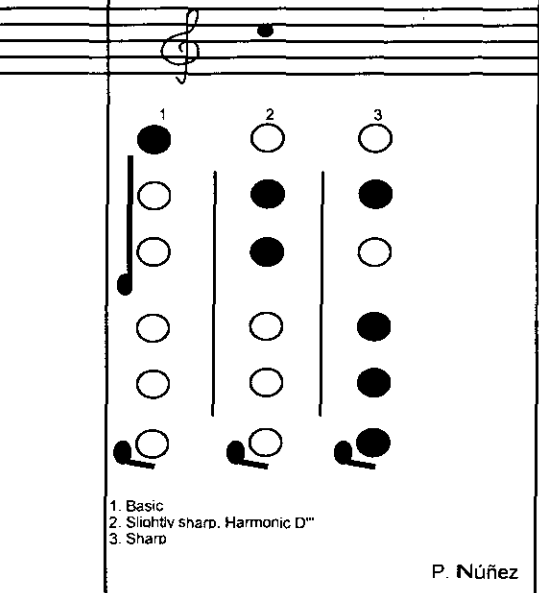

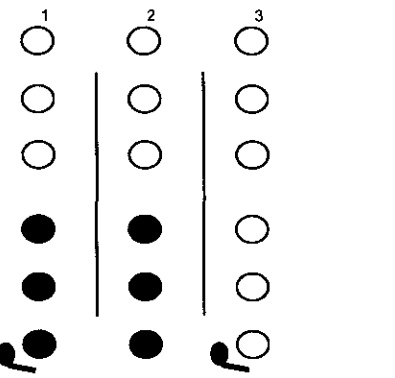

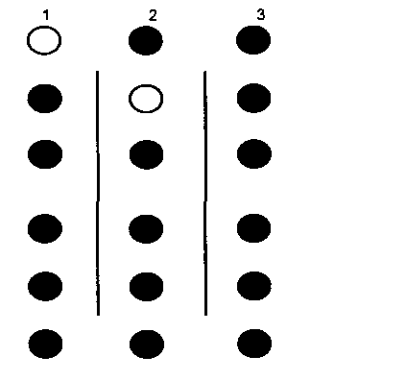

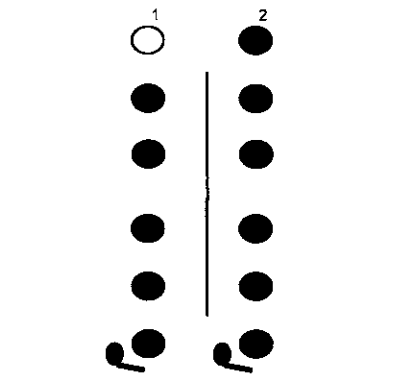

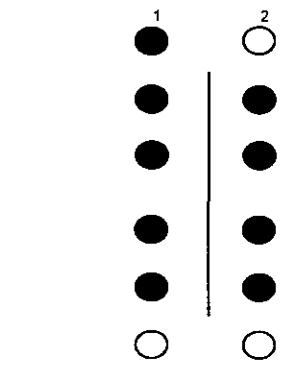

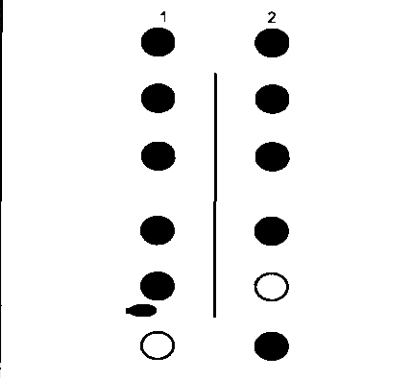
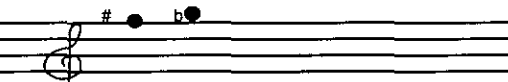
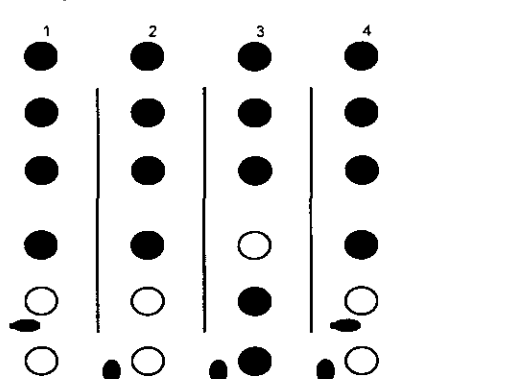

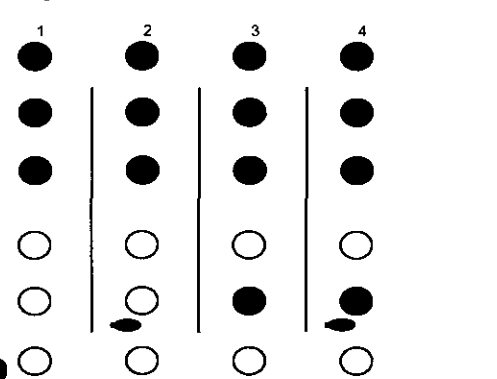

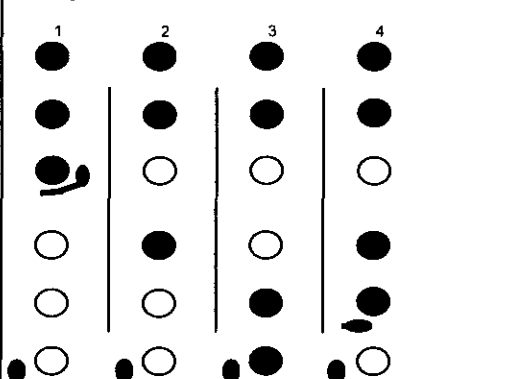

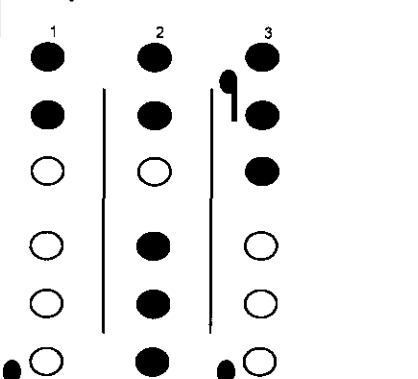

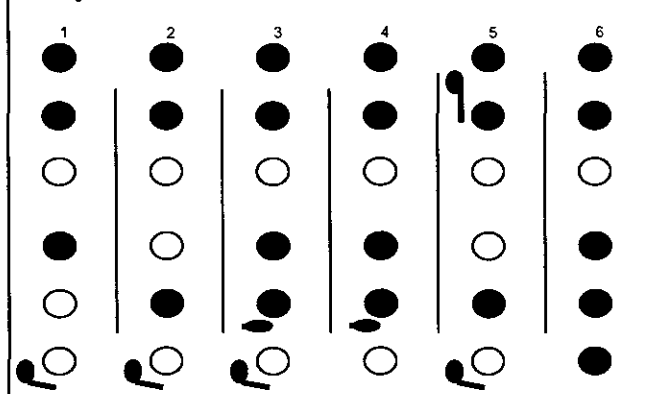

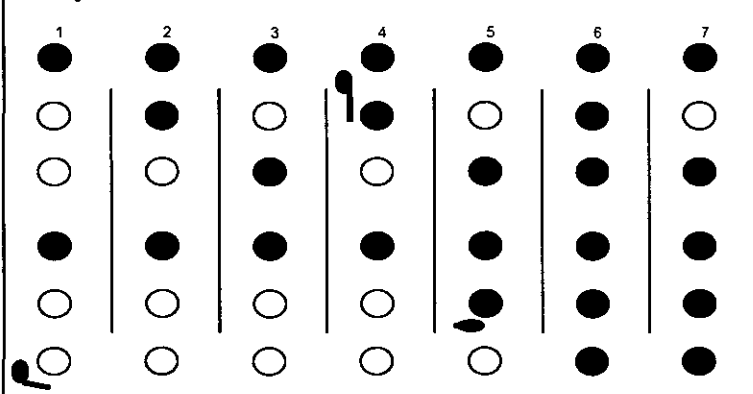

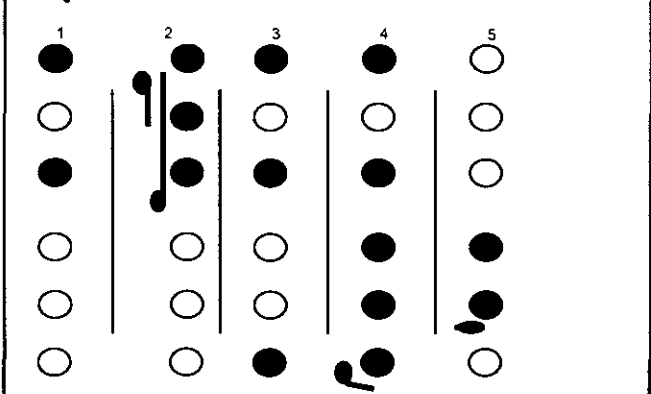


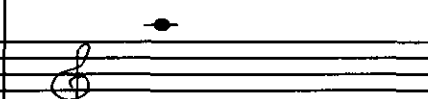
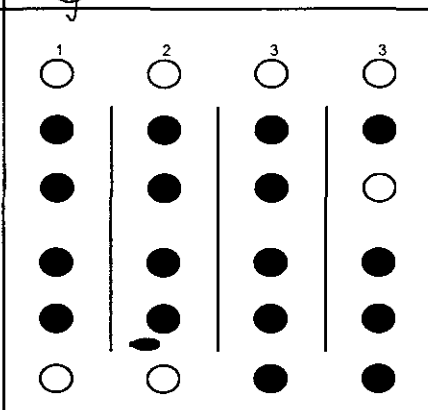

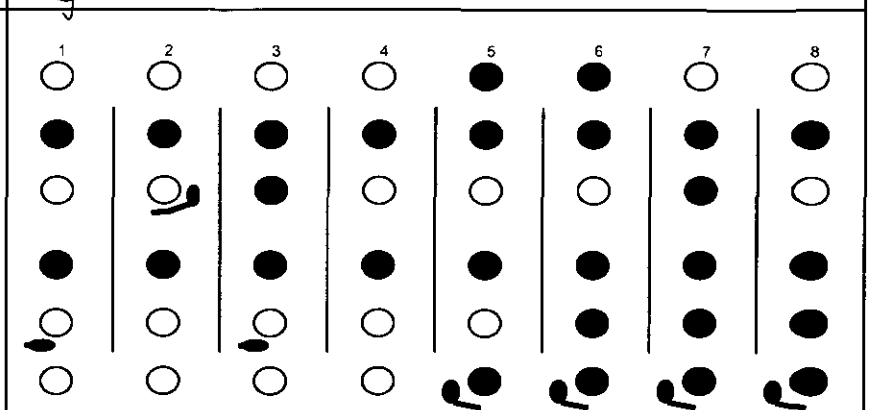


D4	D#4 / Eb4	E4	F4	F#4 / Gb4	G4	
		 <p>1. Basic 2. Sharp</p>	 <p>1. Basic 2. Slightly flat 3. Slightly sharp</p>	 <p>1. Basic 2. Slightly flat 3. Slightly sharp</p>	 <p>1. Basic 2. Slightly flat 3. Slightly flat - PN 4. Slightly flat - TD</p>	
G#4 / Ab4		A4	A#4 / Bb4		B4	C5
 <p>1. Basic 2. Slightly flat 3. Sharp. Poor response</p>		 <p>1. Basic 2. Slightly sharp - PN</p>	 <p>1. Basic 2. Sharp</p>		 <p>1. Basic 2. Sharp - PN</p>	 <p>1. Basic 2. Slightly sharp. Harmonic D" 3. Sharp</p>

<p><b>C#5 / Db5</b></p>   <p>1. Basic 2. Slightly flat 3. Slightly flat</p>	<p><b>D5</b></p>   <p>1. Basic 2. Slightly flat 3. Flat</p>	<p><b>D#5 / Eb5</b></p>   <p>1. Basic 2. Slightly flat</p>	<p><b>E5</b></p>   <p>1. Basic 2. Flat. Harmonic A". Poor response - PN</p>	<p><b>F5</b></p>   <p>1. Basic 2. In tune</p>
<p><b>F#5 / Gb5</b></p>   <p>1. Basic 2. Slightly flat 3. Sharp PN Slightly sharp - PN</p>	<p><b>G5</b></p>   <p>1. Basic 2. Slightly sharp. Almost in tune - PN 3. Flat - PN 4. Slightly flat- PN</p>	<p><b>G#5 / Ab5</b></p>   <p>1. Basic 2. Sharp 3. Sharp. Harmonic E" - PN 4. Slightly sharp -TD</p>	<p><b>A5</b></p>   <p>1. Basic 2. Sharp 3. Flat - PN</p>	

<p><b>A#5 / Bb5</b></p> <p>1. Basic 2. Slightly flat 3. Sharp 4. Sharp - PN 5. Sharp - PN 6. Flat - PN</p>	<p><b>B5</b></p> <p>1. Basic 2. Sharp 3. Sharp - PN 4. Flat. Eb key optional - PN</p>	<p><b>C6</b></p> <p>1. Basic 2. Slightly sharp 3. Sharp - PN 4. Sharp. Harmonic A". Poor response - PN 5. Slightly flat - PN 6. Slightly sharp - PN</p>	
<p><b>C#6 / Db6</b></p> <p>1. Basic 2. Flat 3. Slightly flat. Sharp with hole 6 open. - PN 4. In tune. Eb key sharpens - TD 5. Sharp. If Eb key not depressed. flat. - PN 6. Flat - PN</p>	<p><b>D6</b></p> <p>8va -----</p> <p>1. Basic 2. Sharp 3. Flat - PN 4. Flat - JO 5. Slightly flat - PN</p>	<p><b>D#6 / Eb6</b></p> <p>1. Basic 2. Slightly flat 3. Sharp. F Key optional - PN 4. Flat. Without Eb key slightly sharp - TD 5. In tune - TD</p>	<p><b>E6</b></p> <p>1. Basic 2. Slightly flat - TD</p>

F6	F#6 / Gb6	G6
<p>8va -----</p>   <p>1. Basic 2. Flat - PN 3. Slightly flat 4. Slightly sharp - TD 5. Flat - PN 6. Sharp - PN</p>	<p>8va -----</p>   <p>1. Basic 2. Flat 3. Sharp - PN 4. Almost in tune, Slightly flat 5. Slightly sharp, Almost in tune, Harmonic C'' - PN 6. Flat - PN 7. Slightly flat - PN</p>	<p>8va -----</p>   <p>1. Basic 2. Slightly Sharp - PN 3. In tune 4. Slightly sharp - PN 5. Sharp - TD</p>
G#6 / Ab6	A6	A#6 / Bb6
<p>8va -----</p>   <p>1. Basic 2. Slightly flat 3. In tune - PN 4. Slightly flat 5. Flat - PN 6. Almost in tune - TD 7. Slightly flat - PN</p>	<p>8va -----</p>   <p>1. Basic 2. Sharp - PN 3. Flat, Harmonic D5 - PN 4. Almost in tune - Good for pianos - Harmonic D7 - PN</p>	<p>8va -----</p>   <p>1. Basic 2. Slightly flat - RW 3. Flat - PN 4. Flat - PN 5. Sharp, Good for fortes - PN 6. In tune - PN 7. Slightly flat - PN 8. In tune, Harmonic C5 - PN</p>

**B6** **C7**

---

8va

1. Basic  
2. In tune; 4 shaded if sharp: F key optional - RW  
3. Almost in tune, tends to flatten - PN  
4. Sharp - PN  
5. Flat - PN

6. Flat, Impractical  
7. Flat  
8. Slightly flat  
9. Slightly sharp - PN  
10. Almost in tune - PN

1. Basic  
2. In tune  
3. In tune, hole 4 shaded if sharp - RW  
4. Sharp - PN  
5. Slightly flat. Hole 5 opened sharpens but lessens response - PN  
6. In tune. Harder to obtain, Harmonic G6 - PN

**C#7 / Db7**

---

8va

1. Basic - JO  
2. In tune  
3. Slightly flat - PN  
4. Flat. F key optional or C key optional. Open hole 1 if necessary - TD  
5. In tune - PN  
6. Slightly Sharp - PN  
7. Sharp - PN

8. Slightly Sharp - PN  
9. Flat - JO  
10. Slightly flat - JO  
11. TD

**D7**

8va

1. Basic - JO  
2. Slightly flat - PN  
3. Slightly flat  
4. Slightly flat - PN  
5. Slightly flat - PN  
6. Slightly flat - PN  
7. Slightly flat - PN  
8. Slightly flat - PN  
9. TD  
10. TD  
11. In tune, G# key flattens - PN  
12. Flat - PN  
13. In tune if fingering 1 sharp - PN  
14. Slightly sharp - PN  
15. Flat, Harmonic A6 - PN  
16. Flat - PN  
17. Slightly flat - PN  
18. Slightly flat - PN  
19. In tune - PN

**D#7 / Eb7**

8va

1. Basic - JO  
2. Flat  
3. TD

**E7**

1. Basic, Eb Key optional - JO  
2. In tune - PN  
3. In tune - PN  
4. In tune - PN  
5. Flat - PN  
6. JO

**F7**

1. Very flat - Almost E. Not dependable (harsh tuning). - EZ  
C key improves tuning a little - PN  
2. More in tune. Difficult to obtain - PN

**F#7 / Gb7**

1. Basic - JO  
2. Flat - PN

G7								G#7 / Ab7		A7	
8va											
1	2	3	4	5	6	7	8				
1. Basic - JO 2. Flat - EZ 3. Slightly sharp - EZ. With G# key better response (flattens) - PN 4. Sharp - PN 5. Sharp - PN 6. Slightly sharp - PN						7. Slightly sharp - PN 8. Slightly flat - PN		Basic - PN		Basic - PN	

**Note from the author:**  
 Fingering positions are given in accordance to response in a Jerome Thibouville Lamy French 5 key flute for charanga, circa 1900, @ A440 Hz, which means small tone holes and cork positioned near the embouchure.  
 Though they appear numbered and first is always named as "Basic", no intention was to establish preferences on which position to play for each given note, knowing no standardisation happened to take place in manufacturing prior to Boehm System flutes. If a so mentioned flat or sharp note gives better results for another player it is because of flute response, player embouchure, tuning and some other possible facts like larger holes or different than 5 keys.  
 It is unlikely this chart would become the definitive one. No profit intention was when this chart was created. Feel free to distribute.  
 P. Núñez Crespí  
 2005 - Rev. 8  
 Acknowledgements: Many thanks to Joaquín Oliveros (JO), Ted David (TD), Eddy Zervigon (EZ) and Richard Wilson (RW) for their contribution.

	Closed hole or depressed key
	Open hole
	Shaded hole, means finger close to it but not completely closing.
(lh thumb) Bb key	
(rh first finger) C Key	
(rh second or third finger) F key	
(rh pinky finger) Eb key	

- 1. lh first finger hole
- 2. lh second finger hole
- 3. lh third finger hole  
G# key (lh pinky finger)
- 4. rh first finger hole
- 5. rh second finger hole
- 6. rh third finger hole